265016560G(05)

Optional Items

SmartPRINT™

Air Compressor Unit

SmartGUARD™ Fire Alarm (Patented)



Fume Extraction System

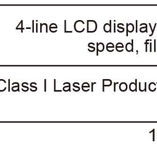

Rotary Attachment

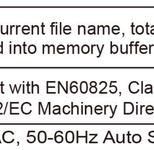

Honeycomb Table

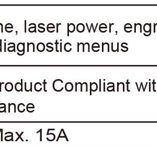

SmartTRAY™

Specification	C180II
Work Area	458 x 305 mm (18 x 12 in.)
Max. Part Size (L x W x H)	503 x 310 x 152.4 mm (19.8 x 12.2 x 6 in.)
Dimensions (W x D x H)	780 x 740 x 410 mm (30.7 x 29.1 x 16.1 in.)
Laser Source	12 to 40 Watt Sealed CO_2 Laser
Cooling	Air-cooled, Operating environment temperature 15°- 30°C (60°- 86°F)
Drive	Closed-loop DC Servo Control
Maximum Motor Speed	40 IPS
Speed Control	Adjustable from 0.1-100% (Up to 16 color-linked speed settings per job)
Power Control	Adjustable from 0-100% (Up to 16 color-linked power settings per job)
Engraving Capability	256-level gray scale image processing capability
Distance Accuracy	0.254 mm or 0.1% of move, whichever is greater
Z-Axis Movement	Automatic
Focus Lens	Standard 2.0", optional 1.5" available
Resolution (DPI)	Available 125, 250, 300, 380, 500, 600, 760, 1000
Interface	10 Base-T Ethernet USB Type-A 2.0 – For USB storage (Max. 32GB capacity, FAT file system) USB Type-B 2.0 – For connecting with the computer
Compatible Operating Systems	MS Windows
Display Panel	4-line LCD display showing current file name, total working time, laser power, engraving speed, file(s) loaded into memory buffer, setup and diagnostic menus
Safety	Class I Laser Product Compliant with EN60825, Class II Laser Product Compliant with CDRH 2006/42/EC Machinery Directive Compliance
Operation Voltage	100-240VAC, 50-60Hz Auto Switching, Max. 15A
Fume Extraction System	External exhaust system with minimum flow rate 215m³/h (CFM 125 ft³/min) is required, 10kPA negative pressure (Purex GCC 400 @ 2"& 4" exhaust port)

* Speed is not equal to throughput. See dealer or visit **www.GCCworld.com** for more details.
* The flow rate is determined by a default fume extraction system; the flow rate may vary due to a different fume extraction system.
△ Specifications are subject to change without prior notice.
*** Please use certified brands by GCC for LaserPro USB storage, kindly refer to GCC User Manuals for more details.

Authorized Dealer

www.GCCworld.com

GCC Headquarters 4F-1., No.236, Fude 2nd Rd., Xizhi Dist., New Taipei City 22151, Taiwan 886-2-6616-6692 Fax : 886-2-2694-6875
GCC China No.1, Chen Feng Road, Yushan, Kunshan, Jiangsu 215300, China 86-512-5726-1515 Fax : 86-512-5726-1518
GCC Europe B.V. Eglantierbaan 43-45, 2908 LV, Capelle a/d IJssel, The Netherlands 31-10-458-9367
GCC America, Inc 20453 E Valley Blvd. Walnut, CA 91789, USA 1-909-718-0248 Fax : 1-909-718-0251
US & Canada Only Toll Free: 1-888-284-5211

GCC LaserPro

Laser Engraver

Perfection Inside Out

GCC LaserPro C180II

Unmatched Performance Delivered in Style



C180II

- Spacious 458 x 305 mm (18 x 12 in.) working area
- Closed-loop DC servo motor for accurate and rapid movement
- TrueImage innovation produces exceptional engraving quality
- 30W cuts through 10 mm thick acrylic with a single pass
- Intuitive Drag-N-Engrave feature
- Prestored parameters setting database by meterial
- Side cover open for easier maintenance access
- Smart vacuum adjustment for top and bottom ventilation
- Extended Z clearance up to 6" material part size

Laser Engraver

GCC LaserPro C180II

GCC LaserPro C180II

The C180II is designed to provide an enjoyable engraving experience. Underneath the stylish exterior is a full 18" x 12" (458 x 305 mm) working area. Engraving depth can be easily extended from the normal 4 inches to 6 inches in less than a minute. The C180II is an all purpose laser engraving system that delivers spectacular engraving and cutting results and makes every job a pleasant working experience.

Closed-loop DC Servo Motor and Reliable Motion System

The C180II utilizes high performance Closed-loop DC servo motors for precise and fast carriage movement combined with a reliable motion system to produce exceptionally accurate outputs.

Simple and Intuitive Control Panel

A user-friendly menu-driven interface system simplifies operation. Hot keys design and job status display facilitates your work and makes it clear and easy to carry out.

Internal LED Lighting

Internal LED lighting illuminates the working space giving a clear view of the work in progress. Big red button located on the top of the machine allows operators to stop the laser and the motion carriage immediately to provide highly safety operation.

Drag-N-Play

The “Drag-N-Play” feature greatly reduces complex set up procedures and allows users to directly drag the lens carriage to the starting point of a job.







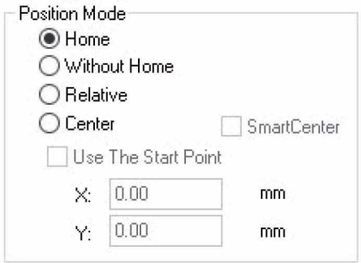

SmartPIN AutoFocus (Patented)

The plug and play probe design makes focusing a one-touch process and provides the accuracy and precision required for optimum quality even on transparent materials.

Built-in SmartBOX™

The built-in SmartBOX™ feature produces a downward pulling force to keep light items in place creating a stable working environment.

SmartCENTER™ (Patented)

The super user-friendly SmartCENTER™ function helps end users to easily and automatically locate the center point of objects of any shape vastly eliminating tedious setup time.

Programmable Origin Modes

Easy to use position modes allow the operator an effortless way to setup a job. Repetitive workflows can be drastically simplified by relocating the origin position to any desired location.